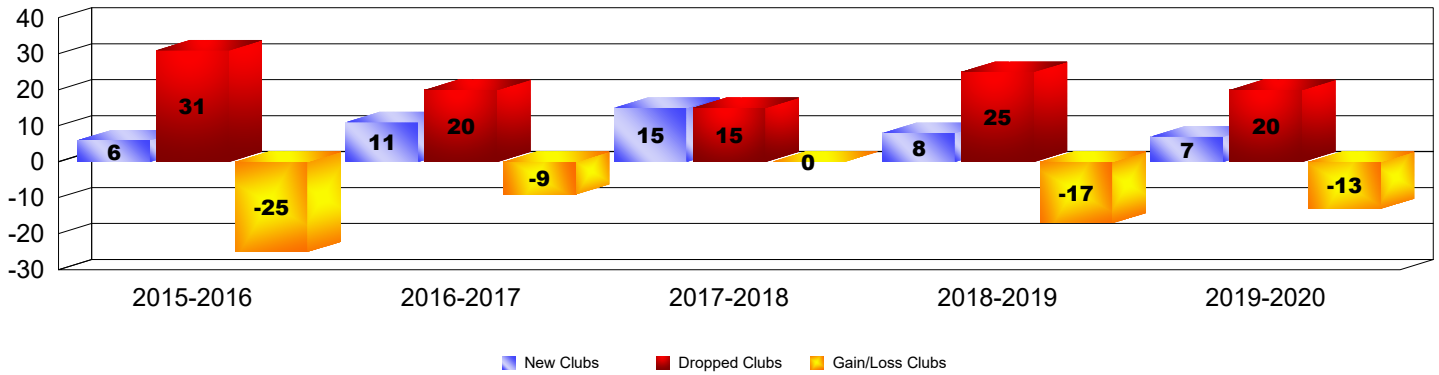


# Multiple District LC

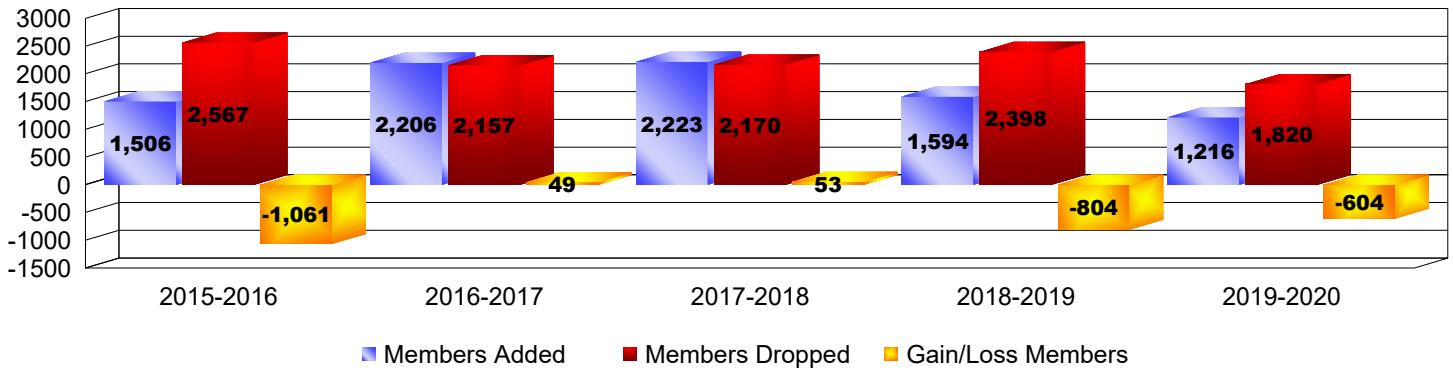
As of June 2020 Cumulative

Year	New Clubs	Dropped Clubs	Gain/Loss Clubs	New Members	Charter Members	Reinstate Members	Transfer Members	Total Member Added	Total Members Dropped	Gain/Loss Members
2015-2016	6	31	-25	1,247	170	44	45	1,506	2,567	-1,061
2016-2017	11	20	-9	1,765	306	84	51	2,206	2,157	49
2017-2018	15	15	0	1,650	424	88	61	2,223	2,170	53
2018-2019	8	25	-17	1,223	221	66	84	1,594	2,398	-804
2019-2020	7	20	-13	866	204	85	61	1,216	1,820	-604
<b>Average</b>	<b>9</b>	<b>22</b>	<b>-13</b>	<b>1,350</b>	<b>265</b>	<b>73</b>	<b>60</b>	<b>1,749</b>	<b>2,222</b>	<b>-473</b>


## Clubs



## Members



## Membership Composition June 2020 Cumulative



## Gender Comparison June 2020 Cumulative

